

Tiger Wire Rope Pulling Machine Model No. TRPA/TRPS



TRPS (Steel)



TRPA (Aluminium)

Main Features

- Range from 800kg to 5400kg (Lifting Capacity)
- Lightweight manual pulling machines - simple and safe to operate
- Compact high-strength
- Corrosion free aluminium alloy casing or steel versions available
- Usable at horizontal, vertical and angled working positions
- 20m steel wire with eye hook as standard
- Rope clamp system easily disengaged with a lever allowing smooth installation of wire rope
- Equipped with an anchor bolt offering numerous connection possibilities
- Overload protection built in, with a shearing pin in the forward lever
- Shear pins can be replaced without removing the load
- Spare shear pins supplied
- Parallel clamping system providing evenly distributed grip at a lower force, resulting in less rope wear
- Individually serial numbered for traceability
- Supplied with relevant certification and user instructions

Tiger TRPA/TRPS Wire Rope Pulling Machines

The manual wire rope puller is a hand operated lifting and pulling device. The puller could also be used for lowering, tensioning and guying which makes it a versatile, portable and multipurpose tool.

The principle function of the wire puller is that the rope passes through mechanical jaws rather than being reeled on a drum of a puller or conventional winch. The tension of the rope is applied by means of two pairs of self-energised jaws which apply a grip onto the wire rope in sections. The effort is transferred to the jaws by two parallel levers, one for forward operation and the other for reverse operation. A telescopic bar, fitted to either the forward or reverse lever, transmits the effort to the jaw mechanism. This parallel clamping system provides an evenly distributed grip at a lower force, resulting in less rope wear. The load is held securely at all times.

The wire rope puller comes with a telescopic operating handle* and 20 metres of wire rope fitted with an eye-type hook as standard. Any length of rope can be supplied to your requirements. Alternatively the wire rope puller is available as a machine only, without wire rope. (*the operating handle with the 800kg TRPA/TRPS is not telescopic)

These units meet and exceed all the requirements within BS EN 13157:2004+A1:2009.

Increase the Pulling and Lifting Capacity:

Various methods of rigging are shown. For the correct and incorrect method refer to figures 1 and 2. Other methods of rigging will increase the capacity of the machine – refer to figures 3 and 4.

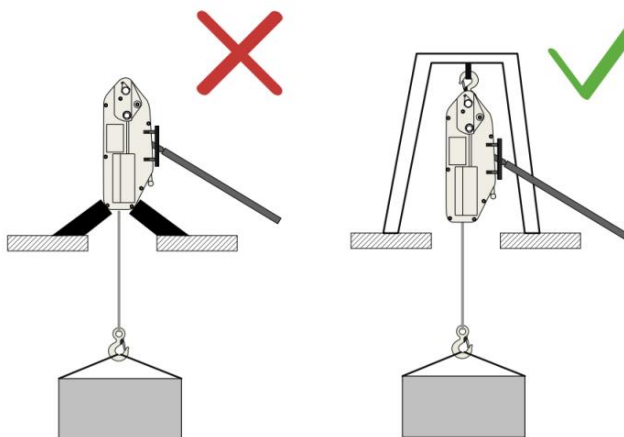


Figure 1

Figure 2

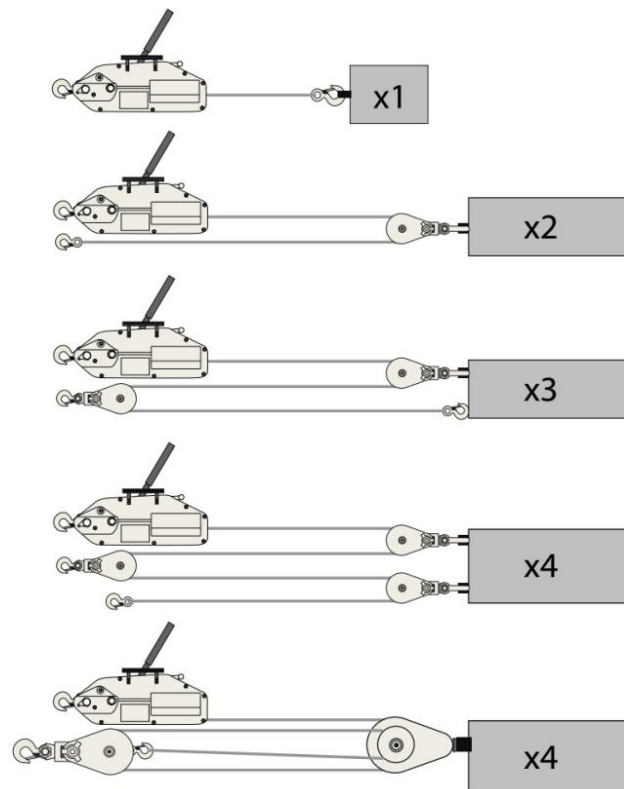


Figure 3



In examples 3 and 4 the maximum working load limit (WLL) of the pulley and anchor point shall be equal to or greater than two times the WLL.

NOTE: When the wire rope puller is anchored directly to a fixed point, ensure that there are no obstructions around the machine which could prevent the wire rope, puller and anchor from operating in a straight line.

It is recommended to use a sling of similar capacity between the anchor point and the unit.

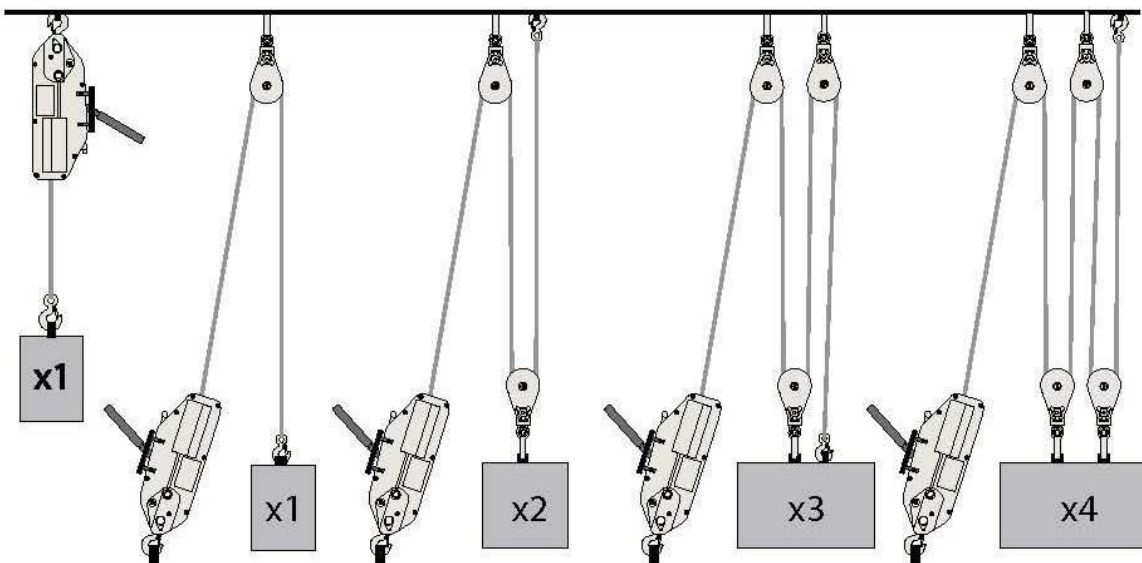


Figure 4

WARNING: Any rigging configuration which requires the calculation of forces applied should be checked by a competent engineer, with special attention to the strength of the fixed point used.

Certification:

Each unit comes fully certified with a test certificate or an EC Declaration of Conformity stating compliance with the essential health and safety requirements of the Machinery Directive 2006/42/EC.



Technical Data

Tiger wire rope pullers are available in two models with the following capacities:

ALUMINIUM CASING

Product Code	WLL (kg)	Pulling Capacity (kg)	Rope Diameter (mm)	Breaking strain (kN)	Effort (kg)	Advance /Pull (mm)	Net Weight (kg)	Overall Length (mm)	Overall Height (mm)	Overall Width (mm)
TRPA-08	800	1200	8.3	43	35	52	6.0	426	235	64
TRPA-16	1600	2400	11	120	41	55	11.0	545	280	97
TRPA-32	3200	4800	16	162	45	28	22.0	660	325	116
TRPA-54	5400	8000	20	264	76	30	59.0	930	480	152

STEEL CASING

Product Code	WLL (kg)	Pulling Capacity (kg)	Rope Diameter (mm)	Breaking strain (kN)	Effort (kg)	Advance /Pull (mm)	Net Weight (kg)	Overall Length (mm)	Overall Height (mm)	Overall Width (mm)
TRPS-08	800	1200	8.3	43	35	52	8.0	440	265	63
TRPS-16	1600	2400	11	120	41	55	14.5	550	300	77
TRPS-32	3200	4800	16	162	45	28	28.0	690	350	91



Due to our policy of continual product development, dimensions, weights and specifications may change without prior notice. Please check with your Tiger sales team when ordering.

